

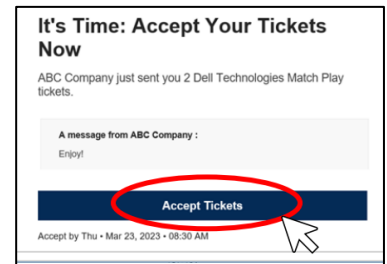
Accessing and Managing Digital Tickets

On a computer you can accept, transfer, view and manage tickets using the Dell Technologies Match Play Account Manager Website.

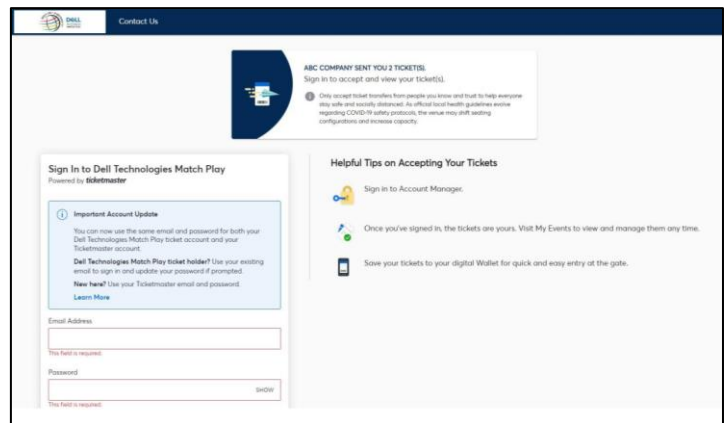
However, your tickets are MOBILE enabled, meaning that your tickets will only generate barcodes on a mobile device while accessing the Dell Technologies Match Play Account Manager Site on a SMARTPHONE web browser. **Tickets CANNOT be Printed.**

Instructions:

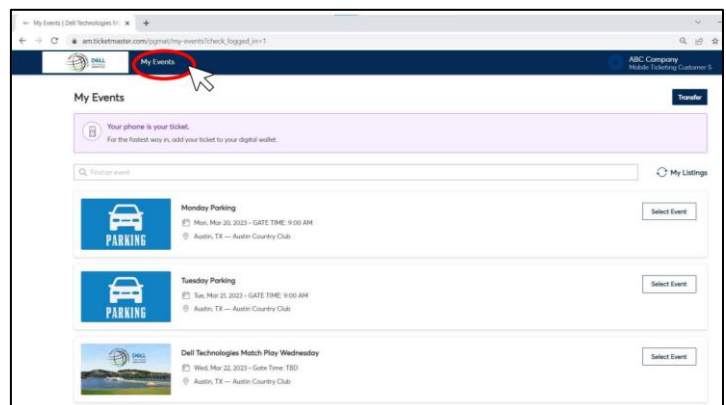
1. KGP will send your ticket(s) via email. Click: **ACCEPT TICKETS** in the email.



2. You will be brought to the Dell Technologies Match Play Account Manger Page. If this is your first-time receiving tickets, you will need to create an account. Otherwise sign-in to your account. *(Note this is different than a Ticketmaster account.)*



3. After logging in you will see the tickets have been accepted into your account. Select "My Events" tab in the upper left-hand corner – Under "My Events" you will see your tickets separated out by day.



Remember: Your phone is your ticket. For the fastest way in, add your ticket to your digital wallet.